



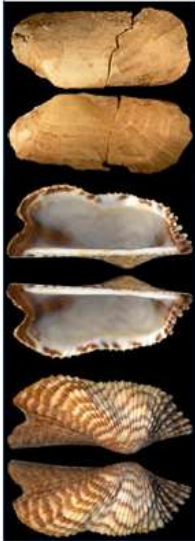
Lampiran 1 : Wawancara Ibu Yetty (*owner galeri kollekan*)



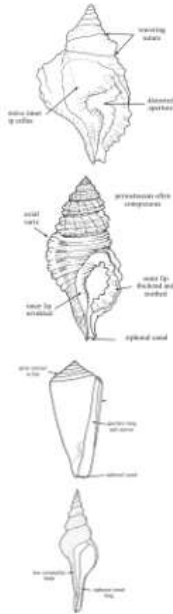
Lampiran 2 : Ukuran Karya



Lampiran 3 : Gambar pertanyaan data Responden



(1)



(2)



(3)

Lampiran 4 : Data Responden


| Narasumber | Desain model Mock up berapa yang paling menarik ? | Model Mock up yang mana yang dapat memantulkan suara paling keras ? | Model Mock up yang mana yang dapat memantulkan suara kedua paling keras ? | Model Mock up yang mana yang dapat memantulkan suara ketiga paling keras ? | Apakah Suara Model Prototipe lebih efisien dalam memperbesar suara dibanding mock up? |
|---|---|---|---|--|---|
| 1 | Model 1 | Model 1 | Model 3 | Model 2 | Iya |
| 2 | Model 1 | Model 2 | Model 1 | Model 3 | Iya |
| 3 | Model 3 | Model 2 | Model 1 | Model 3 | Tidak |
| 4 | Model 3 | Model 1 | Model 3 | Model 2 | Iya |
| 5 | Model 2 | Model 3 | Model 2 | Model 1 | Tidak |
| 6 | Model 3 | Model 3 | Model 2 | Model 1 | Tidak |
| 7 | Model 1 | Model 2 | Model 3 | Model 1 | Iya |
| 8 | Model 3 | Model 3 | Model 1 | Model 2 | Iya |
| 9 | Model 3 | Model 1 | Model 2 | Model 3 | Iya |
| 10 | Model 2 | Model 1 | Model 2 | Model 3 | Tidak |
| 11 | Model 3 | Model 2 | Model 3 | Model 1 | Iya |
| 12 | Model 3 | Model 3 | Model 2 | Model 1 | Iya |
| 13 | Model 1 | Model 1 | Model 2 | Model 3 | Tidak |
| 14 | Model 3 | Model 3 | Model 2 | Model 1 | Tidak |
| 15 | Model 1 | Model 2 | Model 1 | Model 3 | Iya |
| 16 | Model 1 | Model 3 | Model 1 | Model 2 | Iya |
| 17 | Model 1 | Model 2 | Model 3 | Model 1 | Tidak |
| 18 | Model 3 | Model 2 | Model 3 | Model 1 | Tidak |
| 19 | Model 1 | Model 3 | Model 1 | Model 2 | Iya |
| 20 | Model 3 | Model 3 | Model 2 | Model 1 | Iya |
| Note : (mockup = model terbuat dari airy clay),(prototipe=model terbuat dari keramik) | | | | | |
| Mayoritas suara | Model 3 | Model 3 | Model 2 | Model 1 | Iya |

Lampiran 5 : Konsep awal

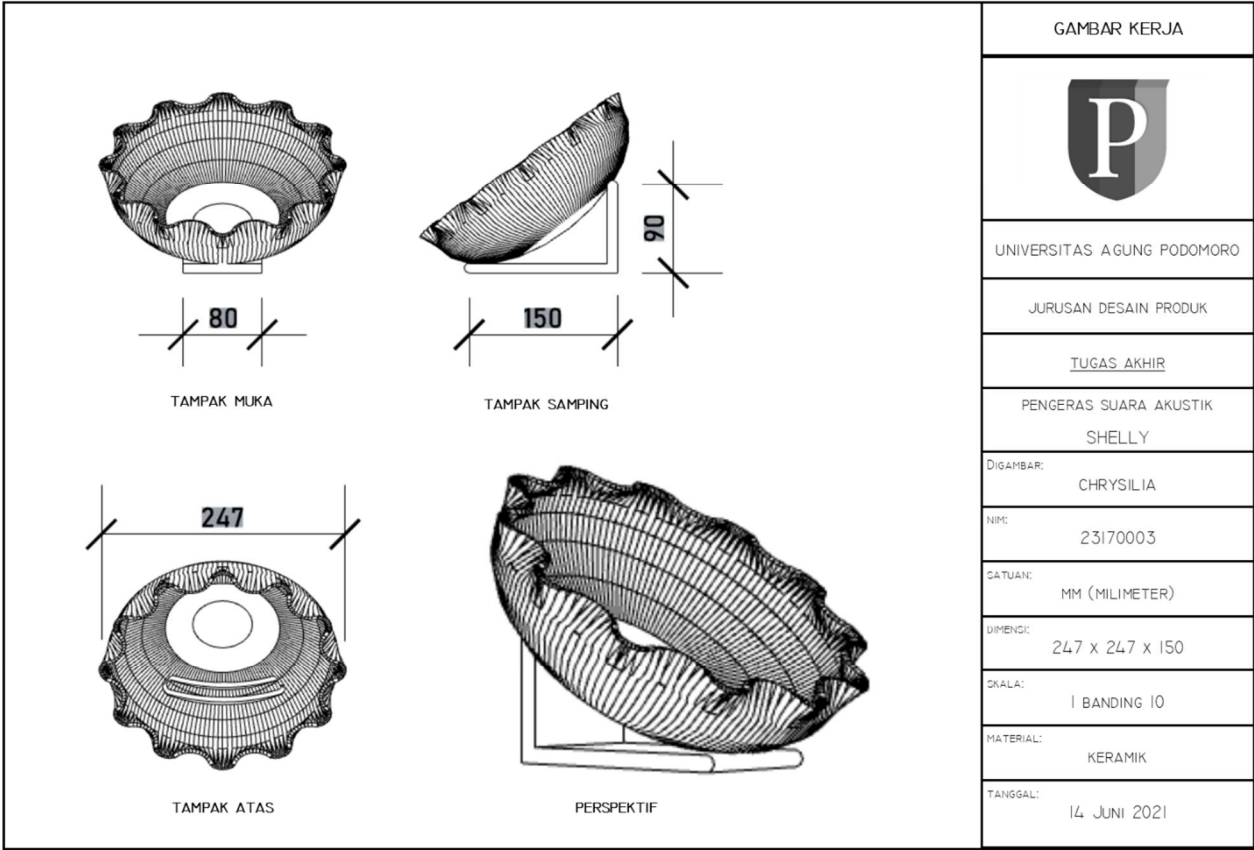
filosofi Desain



Lampiran 6 : Desain Karya



Lampiran 7 : Ukuran Karya (Gambar Kerja)



Lampiran 8 : Turnitin



Class Portfolio

My Grades

Discussion

Calendar

NOW VIEWING: HOME > PDP ANGKATAN 2017

Welcome to your new class homepage! From the class homepage you can see all your assignments for your class, view additional assignment information, submit your work, and access feedback for your papers. ×

Hover on any item in the class homepage for more information.

Class Homepage

This is your class homepage. To submit to an assignment click on the "Submit" button to the right of the assignment name. If the Submit button is grayed out, no submissions can be made to the assignment. If resubmissions are allowed the submit button will read "Resubmit" after you make your first submission to the assignment. To view the paper you have submitted, click the "View" button. Once the assignment's post date has passed, you will also be able to view the feedback left on your paper by clicking the "View" button.

Assignment Inbox: PDP Angkatan 2017

| Assignment Title | Info | Dates | Similarity | Actions |
|------------------|------|---|------------|---|
| Cek Plagiat | | Start 26-Feb-2021 9:10AM Due 31-Dec-2021 9:24PM Post 31-Dec-2021 9:24PM | 15% | Resubmit View |