

## LAMPIRAN

### Lampiran 1 Data Perusahaan, Variabel Independen, dan Dependen


No	Tahun	Kode Perusahaan	X1_ Ukuran KAP	X2_ Pergantian KAP	X3_ Firm Size	X4_ Leverage (DAR)	Y_ Kinerja Keuangan (ROA)
1	2017	AALI	1	1	30.847	0.257	0.085
2	2017	ADHI	3	1	30.975	0.793	0.018
3	2017	ADRO	1	0	32.156	0.400	0.079
4	2017	AKRA	1	0	30.454	0.463	0.078
5	2017	ANTM	1	0	31.033	0.384	0.005
6	2017	ASII	1	0	33.320	0.471	0.078
7	2017	BBCA	1	0	34.252	0.820	0.031
8	2017	BBNI	1	0	34.195	0.823	0.019
9	2017	BBRI	1	0	34.658	0.851	0.026
10	2017	BBTN	1	0	33.197	0.857	0.012
11	2017	BJBR	1	1	32.376	0.859	0.011
12	2017	BMRI	1	0	34.656	0.790	0.019
13	2017	BMTR	2	1	30.753	0.598	0.046
14	2017	BRPT	1	1	31.530	0.446	0.077
15	2017	BSDE	3	0	31.459	0.365	0.112
16	2017	BUMI	2	1	31.545	0.923	0.066
17	2017	EXCL	1	0	31.662	0.616	0.007
18	2017	GGRM	1	0	31.832	0.368	0.116
19	2017	HMSP	1	0	31.395	0.209	0.294
20	2017	ICBP	1	0	31.085	0.357	0.112
21	2017	INCO	1	1	31.019	0.167	-0.007
22	2017	INDF	1	0	32.108	0.468	0.059
23	2017	INTP	1	1	30.994	0.149	0.064
24	2017	JSMR	1	0	32.003	0.768	0.026
25	2017	KLBF	1	0	30.441	0.164	0.148
26	2017	LPPF	1	1	29.322	0.571	0.351
27	2017	LSIP	1	1	29.908	0.166	0.078
28	2017	MNCN	2	1	30.343	0.349	0.104
29	2017	MYRX	1	1	29.934	0.304	-0.009
30	2017	PGAS	1	0	32.077	0.494	0.023
31	2017	PPRO	3	1	30.162	0.602	0.037
32	2017	PPRO	3	1	30.162	0.602	0.037
33	2017	PTBA	1	1	30.721	0.372	0.207

34	2017	PTPP	1	1	31.364	0.659	0.041
35	2017	PWON	1	1	30.782	0.452	0.087
36	2017	SCMA	1	0	28.834	0.295	0.396
37	2017	SMGR	1	1	31.522	0.378	0.042
38	2017	SMRA	1	1	30.707	0.614	0.025
39	2017	SRIL	2	0	30.414	0.629	0.057
40	2017	SSMS	1	1	29.895	0.579	0.082
41	2017	TLKM	1	0	32.922	0.435	0.165
42	2017	UNTR	1	0	32.041	0.422	0.093
43	2017	UNVR	1	0	30.571	0.726	0.370
44	2017	WIKA	1	1	31.453	0.680	0.030
45	2017	WSKT	1	1	32.215	0.768	0.043
46	2018	ADHI	2	1	31.036	0.791	0.021
47	2018	ADRO	1	0	32.258	0.391	0.068
48	2018	AKRA	1	0	30.624	0.502	0.080
49	2018	ANTM	1	0	31.137	0.407	0.026
50	2018	ASII	1	0	33.474	0.494	0.079
51	2018	BBCA	1	0	34.346	0.810	0.031
52	2018	BBNI	1	0	34.326	0.830	0.019
53	2018	BBRI	1	0	34.799	0.857	0.025
54	2018	BBTN	1	0	33.356	0.861	0.009
55	2018	BJBR	2	1	32.420	0.866	0.013
56	2018	BKSL	2	1	30.419	0.347	0.023
57	2018	BMRI	1	0	34.723	0.783	0.022
58	2018	BRPT	1	1	32.256	0.616	0.037
59	2018	BSDE	3	0	31.584	0.419	0.033
60	2018	ELSA	1	1	29.364	0.417	0.049
61	2018	EXCL	1	0	31.685	0.682	-0.057
62	2018	GGRM	1	0	31.878	0.343	0.111
63	2018	HMSP	1	0	31.473	0.241	0.291
64	2018	ICBP	1	0	31.168	0.339	0.136
65	2018	INCO	1	1	31.093	0.145	0.027
66	2018	INDF	1	0	32.201	0.483	0.051
67	2018	INDY	1	1	31.604	0.693	0.027
68	2018	INKP	3	1	32.473	0.569	0.067
69	2018	INTP	1	1	30.956	0.164	0.041
70	2018	ITMG	1	1	30.670	0.328	0.179
71	2018	JSMR	1	0	32.043	0.755	0.025
72	2018	KLBF	1	0	30.529	0.157	0.138
73	2018	LPKR	2	1	31.525	0.496	0.034
74	2018	LPPF	1	1	29.248	0.639	0.218
75	2018	MEDC	1	1	31.963	0.736	-0.005

76	2018	MNCN	3	1	30.425	0.349	0.098
77	2018	PGAS	1	0	32.376	0.597	0.046
78	2018	PTBA	1	1	30.816	0.327	0.212
79	2018	PTPP	3	1	31.593	0.690	0.037
80	2018	SCMA	1	0	28.825	0.314	0.447
81	2018	SMGR	1	1	31.566	0.360	0.060
82	2018	SRIL	2	0	30.614	0.622	0.062
83	2018	SSMS	1	1	30.055	0.640	0.008
84	2018	TLKM	1	0	32.960	0.431	0.131
85	2018	TPIA	1	1	31.459	0.442	0.057
86	2018	UNTR	1	0	32.387	0.509	0.099
87	2018	UNVR	1	0	30.603	0.612	0.467
88	2018	WIKA	2	1	31.712	0.709	0.035
89	2018	WSBP	2	1	30.354	0.482	0.072
90	2018	WSKT	2	1	32.454	0.768	0.037
91	2019	ADRO	1	0	32.239	0.448	0.060
92	2019	AKRA	1	0	30.695	0.530	0.033
93	2019	ANTM	1	0	31.039	0.399	0.006
94	2019	ASII	1	0	33.495	0.469	0.076
95	2019	BBCA	1	0	34.454	0.805	0.031
96	2019	BBNI	1	0	34.371	0.814	0.018
97	2019	BBRI	1	0	34.887	0.835	0.024
98	2019	BBTN	1	0	33.373	0.864	0.001
99	2019	BMRI	1	0	34.815	0.778	0.022
100	2019	BRPT	1	1	32.235	0.616	0.019
101	2019	BSDE	3	0	31.628	0.384	0.057
102	2019	BTPS	1	1	32.814	0.800	0.017
103	2019	CPIN	1	1	31.010	0.282	0.124
104	2019	CTRA	1	1	31.220	0.509	0.035
105	2019	ERAA	1	1	29.908	0.489	0.033
106	2019	EXCL	1	0	31.770	0.695	0.011
107	2019	GGRM	1	0	31.996	0.352	0.138
108	2019	HMSP	1	0	31.561	0.299	0.270
109	2019	ICBP	1	0	31.287	0.311	0.138
110	2019	INCO	1	1	31.064	0.126	0.026
111	2019	INDF	1	0	32.197	0.437	0.061
112	2019	INDY	1	1	31.548	0.711	-0.005
113	2019	INKP	3	1	32.403	0.529	0.032
114	2019	INTP	1	1	30.953	0.167	0.066
115	2019	ITMG	1	1	30.453	0.268	0.105
116	2019	JPFA	1	1	30.857	0.545	0.075
117	2019	JSMR	1	0	32.233	0.767	0.021

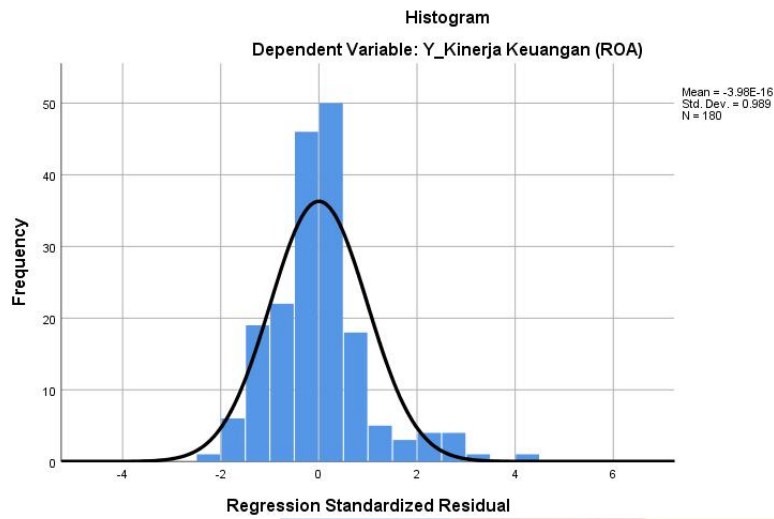
118	2019	KLBF	1	0	30.640	0.176	0.125
119	2019	LPPF	1	1	29.206	0.639	0.283
120	2019	MEDC	1	1	32.056	0.774	-0.002
121	2019	MNCN	2	1	30.512	0.298	0.132
122	2019	PGAS	1	0	32.261	0.561	0.015
123	2019	PTBA	1	1	30.893	0.294	0.155
124	2019	PTPP	3	1	31.711	0.707	0.020
125	2019	PWON	1	1	30.893	0.307	0.124
126	2019	SCMA	1	0	29.136	0.273	0.216
127	2019	SMGR	1	1	32.011	0.550	0.030
128	2019	SRIL	2	0	30.707	0.620	0.056
129	2019	TKIM	3	1	31.382	0.548	0.054
130	2019	TLKM	1	0	33.030	0.470	0.125
131	2019	TPIA	1	1	31.502	0.490	0.007
132	2019	UNTR	1	0	32.347	0.453	0.100
133	2019	UNVR	1	0	30.659	0.744	0.358
134	2019	WIKA	2	1	31.760	0.691	0.042
135	2019	WSKT	2	1	32.440	0.762	0.008
136	2020	ACES	2	1	29.612	0.279	0.101
137	2020	ADRO	1	0	32.131	0.381	0.025
138	2020	AKRA	1	0	30.559	0.435	0.067
139	2020	ANTM	1	0	31.088	0.400	0.036
140	2020	ASII	1	0	33.455	0.422	0.055
141	2020	BBCA	1	0	27.704	823.319	25.240
142	2020	BBNI	1	0	34.424	0.837	0.004
143	2020	BBRI	1	0	34.952	0.846	0.012
144	2020	BBTN	1	0	33.520	0.890	0.004
145	2020	BMRI	1	0	34.896	0.805	0.012
146	2020	BSDE	3	0	31.740	0.434	0.008
147	2020	BTPS	1	1	32.834	0.783	0.011
148	2020	CPIN	1	1	31.070	0.251	0.123
149	2020	CTRA	1	1	31.301	0.555	0.035
150	2020	EERA	1	1	30.048	0.493	0.060
151	2020	EXCL	1	0	31.847	0.718	0.005
152	2020	GGRM	1	0	31.990	0.252	0.098
153	2020	HMSP	1	0	31.537	0.391	0.173
154	2020	ICBP	1	0	32.271	0.514	0.072
155	2020	INCO	1	1	31.117	0.127	0.036
156	2020	INDF	1	0	32.726	0.515	0.054
157	2020	INKP	3	1	32.417	0.500	0.035
158	2020	INTP	1	1	30.940	0.189	0.066
159	2020	ITMG	1	1	30.425	0.270	0.033

160	2020	JPFA	1	1	30.887	0.560	0.047
161	2020	JSMR	1	0	32.276	0.762	0.000
162	2020	KLBF	1	0	30.747	0.190	0.124
163	2020	MDKA	2	1	30.205	0.394	0.031
164	2020	MIKA	2	1	29.483	0.134	0.145
165	2020	MNCN	2	1	30.571	0.236	0.099
166	2020	PGAS	1	0	32.297	0.608	-0.029
167	2020	PTBA	1	1	30.811	0.296	0.100
168	2020	PTPP	2	1	31.610	0.738	0.005
169	2020	PWON	1	1	30.907	0.335	0.042
170	2020	SCMA	1	0	29.543	0.424	0.170
171	2020	SMGR	1	1	31.988	0.520	0.034
172	2020	SMRA	1	1	30.847	0.635	0.010
173	2020	SRIL	2	0	30.894	0.637	0.046
174	2020	TBIG	2	1	31.229	0.745	0.029
175	2020	TKIM	1	1	31.400	0.508	0.048
176	2020	TLKM	1	0	33.140	0.510	0.120
177	2020	TOWR	1	1	31.165	0.703	0.083
178	2020	UNTR	1	0	32.234	0.367	0.056
179	2020	UNVR	1	0	30.653	0.760	0.349
180	2020	WIKA	2	1	31.852	0.755	0.005



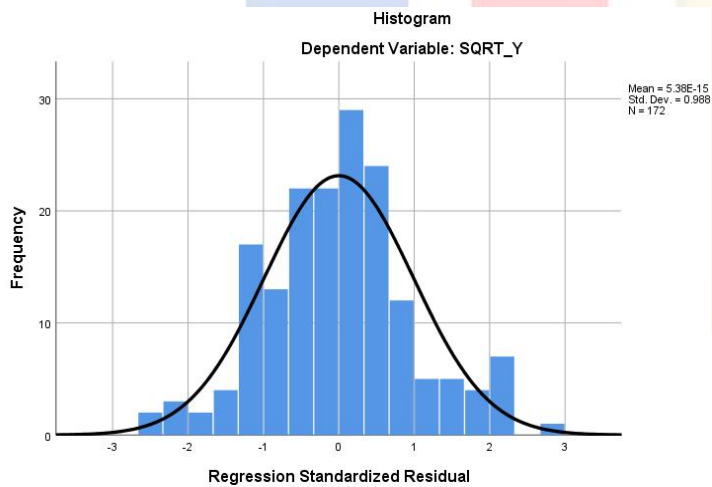
## Lampiran 2 Histogram SPSS

Sebelum transformasi data



Sumber : Hasil olah data sekunder menggunakan SPSS

Setelah transformasi data



Sumber : Hasil olah data sekunder menggunakan SPSS

### Lampiran 3 Tabel t

Titik Persentase Distribusi t (df = 161 –200)

Pr df	0.25 0.50	0.10 0.20	0.05 0.10	0.025 0.050	0.01 0.02	0.005 0.010	0.001 0.002
161	0.67602	1.28683	1.65437	1.97481	2.34973	2.60671	3.14162
162	0.67601	1.28680	1.65431	1.97472	2.34959	2.60652	3.14130
163	0.67600	1.28677	1.65426	1.97462	2.34944	2.60633	3.14098
164	0.67599	1.28673	1.65420	1.97453	2.34930	2.60614	3.14067
165	0.67598	1.28670	1.65414	1.97445	2.34916	2.60595	3.14036
166	0.67597	1.28667	1.65408	1.97436	2.34902	2.60577	3.14005
167	0.67596	1.28664	1.65403	1.97427	2.34888	2.60559	3.13975
168	0.67595	1.28661	1.65397	1.97419	2.34875	2.60541	3.13945
169	0.67594	1.28658	1.65392	1.97410	2.34862	2.60523	3.13915
170	0.67594	1.28655	1.65387	1.97402	2.34848	2.60506	3.13886
171	0.67593	1.28652	1.65381	1.97393	2.34835	2.60489	3.13857
172	0.67592	1.28649	1.65376	1.97385	2.34822	2.60471	3.13829
173	0.67591	1.28646	1.65371	1.97377	2.34810	2.60455	3.13801
174	0.67590	1.28644	1.65366	1.97369	2.34797	2.60438	3.13773
175	0.67589	1.28641	1.65361	1.97361	2.34784	2.60421	3.13745
176	0.67589	1.28638	1.65356	1.97353	2.34772	2.60405	3.13718
177	0.67588	1.28635	1.65351	1.97346	2.34760	2.60389	3.13691
178	0.67587	1.28633	1.65346	1.97338	2.34748	2.60373	3.13665
179	0.67586	1.28630	1.65341	1.97331	2.34736	2.60357	3.13638
180	0.67586	1.28627	1.65336	1.97323	2.34724	2.60342	3.13612
181	0.67585	1.28625	1.65332	1.97316	2.34713	2.60326	3.13587
182	0.67584	1.28622	1.65327	1.97308	2.34701	2.60311	3.13561
183	0.67583	1.28619	1.65322	1.97301	2.34690	2.60296	3.13536
184	0.67583	1.28617	1.65318	1.97294	2.34678	2.60281	3.13511
185	0.67582	1.28614	1.65313	1.97287	2.34667	2.60267	3.13487
186	0.67581	1.28612	1.65309	1.97280	2.34656	2.60252	3.13463
187	0.67580	1.28610	1.65304	1.97273	2.34645	2.60238	3.13438
188	0.67580	1.28607	1.65300	1.97266	2.34635	2.60223	3.13415
189	0.67579	1.28605	1.65296	1.97260	2.34624	2.60209	3.13391
190	0.67578	1.28602	1.65291	1.97253	2.34613	2.60195	3.13368
191	0.67578	1.28600	1.65287	1.97246	2.34603	2.60181	3.13345
192	0.67577	1.28598	1.65283	1.97240	2.34593	2.60168	3.13322
193	0.67576	1.28595	1.65279	1.97233	2.34582	2.60154	3.13299
194	0.67576	1.28593	1.65275	1.97227	2.34572	2.60141	3.13277
195	0.67575	1.28591	1.65271	1.97220	2.34562	2.60128	3.13255
196	0.67574	1.28589	1.65267	1.97214	2.34552	2.60115	3.13233
197	0.67574	1.28586	1.65263	1.97208	2.34543	2.60102	3.13212
198	0.67573	1.28584	1.65259	1.97202	2.34533	2.60089	3.13190
199	0.67572	1.28582	1.65255	1.97196	2.34523	2.60076	3.13169
200	0.67572	1.28580	1.65251	1.97190	2.34514	2.60063	3.13148

Lampiran 4 Tabel F

Titik Persentase Distribusi F untuk Probabilita = 0,05															
df untuk penyebut (N2)	df untuk pembilang (N1)														
	1	2	3	4	5	6	7	8	9	10	11	12	13	14	15
136	3.91	3.06	2.67	2.44	2.28	2.17	2.08	2.01	1.95	1.90	1.86	1.82	1.79	1.77	1.74
137	3.91	3.06	2.67	2.44	2.28	2.17	2.08	2.01	1.95	1.90	1.86	1.82	1.79	1.76	1.74
138	3.91	3.06	2.67	2.44	2.28	2.16	2.08	2.01	1.95	1.90	1.86	1.82	1.79	1.76	1.74
139	3.91	3.06	2.67	2.44	2.28	2.16	2.08	2.01	1.95	1.90	1.86	1.82	1.79	1.76	1.74
140	3.91	3.06	2.67	2.44	2.28	2.16	2.08	2.01	1.95	1.90	1.86	1.82	1.79	1.76	1.74
141	3.91	3.06	2.67	2.44	2.28	2.16	2.08	2.00	1.95	1.90	1.86	1.82	1.79	1.76	1.74
142	3.91	3.06	2.67	2.44	2.28	2.16	2.07	2.00	1.95	1.90	1.86	1.82	1.79	1.76	1.74
143	3.91	3.06	2.67	2.43	2.28	2.16	2.07	2.00	1.95	1.90	1.86	1.82	1.79	1.76	1.74
144	3.91	3.06	2.67	2.43	2.28	2.16	2.07	2.00	1.95	1.90	1.86	1.82	1.79	1.76	1.74
145	3.91	3.06	2.67	2.43	2.28	2.16	2.07	2.00	1.94	1.90	1.86	1.82	1.79	1.76	1.74
146	3.91	3.06	2.67	2.43	2.28	2.16	2.07	2.00	1.94	1.90	1.85	1.82	1.79	1.76	1.74
147	3.91	3.06	2.67	2.43	2.28	2.16	2.07	2.00	1.94	1.90	1.85	1.82	1.79	1.76	1.73
148	3.91	3.06	2.67	2.43	2.28	2.16	2.07	2.00	1.94	1.90	1.85	1.82	1.79	1.76	1.73
149	3.90	3.06	2.67	2.43	2.27	2.16	2.07	2.00	1.94	1.89	1.85	1.82	1.79	1.76	1.73
150	3.90	3.06	2.66	2.43	2.27	2.16	2.07	2.00	1.94	1.89	1.85	1.82	1.79	1.76	1.73
151	3.90	3.06	2.66	2.43	2.27	2.16	2.07	2.00	1.94	1.89	1.85	1.82	1.79	1.76	1.73
152	3.90	3.06	2.66	2.43	2.27	2.16	2.07	2.00	1.94	1.89	1.85	1.82	1.79	1.76	1.73
153	3.90	3.06	2.66	2.43	2.27	2.16	2.07	2.00	1.94	1.89	1.85	1.82	1.78	1.76	1.73
154	3.90	3.05	2.66	2.43	2.27	2.16	2.07	2.00	1.94	1.89	1.85	1.82	1.78	1.76	1.73
155	3.90	3.05	2.66	2.43	2.27	2.16	2.07	2.00	1.94	1.89	1.85	1.82	1.78	1.76	1.73
156	3.90	3.05	2.66	2.43	2.27	2.16	2.07	2.00	1.94	1.89	1.85	1.81	1.78	1.76	1.73
157	3.90	3.05	2.66	2.43	2.27	2.16	2.07	2.00	1.94	1.89	1.85	1.81	1.78	1.76	1.73
158	3.90	3.05	2.66	2.43	2.27	2.16	2.07	2.00	1.94	1.89	1.85	1.81	1.78	1.75	1.73
159	3.90	3.05	2.66	2.43	2.27	2.16	2.07	2.00	1.94	1.89	1.85	1.81	1.78	1.75	1.73
160	3.90	3.05	2.66	2.43	2.27	2.16	2.07	2.00	1.94	1.89	1.85	1.81	1.78	1.75	1.73
161	3.90	3.05	2.66	2.43	2.27	2.16	2.07	2.00	1.94	1.89	1.85	1.81	1.78	1.75	1.73
162	3.90	3.05	2.66	2.43	2.27	2.15	2.07	2.00	1.94	1.89	1.85	1.81	1.78	1.75	1.73
163	3.90	3.05	2.66	2.43	2.27	2.15	2.07	2.00	1.94	1.89	1.85	1.81	1.78	1.75	1.73
164	3.90	3.05	2.66	2.43	2.27	2.15	2.07	2.00	1.94	1.89	1.85	1.81	1.78	1.75	1.73
165	3.90	3.05	2.66	2.43	2.27	2.15	2.07	1.99	1.94	1.89	1.85	1.81	1.78	1.75	1.73
166	3.90	3.05	2.66	2.43	2.27	2.15	2.07	1.99	1.94	1.89	1.85	1.81	1.78	1.75	1.73
167	3.90	3.05	2.66	2.43	2.27	2.15	2.06	1.99	1.94	1.89	1.85	1.81	1.78	1.75	1.73
168	3.90	3.05	2.66	2.43	2.27	2.15	2.06	1.99	1.94	1.89	1.85	1.81	1.78	1.75	1.73
169	3.90	3.05	2.66	2.43	2.27	2.15	2.06	1.99	1.94	1.89	1.85	1.81	1.78	1.75	1.73
170	3.90	3.05	2.66	2.42	2.27	2.15	2.06	1.99	1.94	1.89	1.85	1.81	1.78	1.75	1.73
171	3.90	3.05	2.66	2.42	2.27	2.15	2.06	1.99	1.93	1.89	1.85	1.81	1.78	1.75	1.73
172	3.90	3.05	2.66	2.42	2.27	2.15	2.06	1.99	1.93	1.89	1.84	1.81	1.78	1.75	1.72
173	3.90	3.05	2.66	2.42	2.27	2.15	2.06	1.99	1.93	1.89	1.84	1.81	1.78	1.75	1.72
174	3.90	3.05	2.66	2.42	2.27	2.15	2.06	1.99	1.93	1.89	1.84	1.81	1.78	1.75	1.72
175	3.90	3.05	2.66	2.42	2.27	2.15	2.06	1.99	1.93	1.89	1.84	1.81	1.78	1.75	1.72
176	3.89	3.05	2.66	2.42	2.27	2.15	2.06	1.99	1.93	1.88	1.84	1.81	1.78	1.75	1.72
177	3.89	3.05	2.66	2.42	2.27	2.15	2.06	1.99	1.93	1.88	1.84	1.81	1.78	1.75	1.72
178	3.89	3.05	2.66	2.42	2.26	2.15	2.06	1.99	1.93	1.88	1.84	1.81	1.78	1.75	1.72
179	3.89	3.05	2.66	2.42	2.26	2.15	2.06	1.99	1.93	1.88	1.84	1.81	1.78	1.75	1.72
180	3.89	3.05	2.65	2.42	2.26	2.15	2.06	1.99	1.93	1.88	1.84	1.81	1.77	1.75	1.72



**Lampiran 5 Daftar Perusahaan LQ45 yang Melakukan Pergatian KAP**

Tahun	Perusahaan
2017	AALI
	ADHI
	BJBR
	BMTR
	BRPT
	BUMI
	INCO
	INT
	LPPF
	LSIP
	MYRX
	PPRO
	PTBA
	PTPP
	PWON
	SMGR
	SMRA
SSMS	
WIKA	
WSKT	
2018	ADHI
	BJBR
	BKSL
	ELSA
	INDY
	INKP
	ITMG
	LPKR
	MEDC
	PTPP
	TPIA
	WIKA
	WSBP
	WSKT
2019	BTPS
	CPIN
	STRA
	ERAA
	INDY
	JPFA
	PTBA
	PTPP
	SMGR
	TKIM
2020	ACES
	INCO
	INTP
	MDKA
	MIKA
	TBIG
	TOWER



## Lampiran 6 Hasil Uji Turnitin

### Pengaruh Ukuran KAP, Pergantian KAP, Firm Size, dan Leverage Terhadap Kinerja Keuangan

#### ORIGINALITY REPORT

<b>17</b> %	<b>20</b> %	<b>18</b> %	<b>13</b> %
SIMILARITY INDEX	INTERNET SOURCES	PUBLICATIONS	STUDENT PAPERS

#### PRIMARY SOURCES

<b>1</b>	<b>repository.unpas.ac.id</b> Internet Source	<b>3</b> %
<b>2</b>	<b>eprints.uny.ac.id</b> Internet Source	<b>2</b> %
<b>3</b>	<b>docplayer.info</b> Internet Source	<b>2</b> %
<b>4</b>	<b>repository.trisakti.ac.id</b> Internet Source	<b>2</b> %
<b>5</b>	<b>digilib.unila.ac.id</b> Internet Source	<b>1</b> %
<b>6</b>	<b>repository.podomorouniversity.ac.id</b> Internet Source	<b>1</b> %
<b>7</b>	<b>vdocuments.site</b> Internet Source	<b>1</b> %
<b>8</b>	<b>repository.uin-suska.ac.id</b> Internet Source	<b>1</b> %
<b>9</b>	<b>www.jopglass.com</b> Internet Source	<b>1</b> %

10	<a href="http://etheses.uin-malang.ac.id">etheses.uin-malang.ac.id</a> Internet Source	1 %
11	<a href="http://repository.fe.unj.ac.id">repository.fe.unj.ac.id</a> Internet Source	1 %
12	<a href="http://docobook.com">docobook.com</a> Internet Source	1 %
13	<a href="http://etheses.iainponorogo.ac.id">etheses.iainponorogo.ac.id</a> Internet Source	1 %
14	Submitted to Forum Perpustakaan Perguruan Tinggi Indonesia Jawa Timur Student Paper	1 %
15	<a href="http://repo.darmajaya.ac.id">repo.darmajaya.ac.id</a> Internet Source	1 %
16	<a href="http://repo.usni.ac.id">repo.usni.ac.id</a> Internet Source	1 %
17	<a href="http://repository.usu.ac.id">repository.usu.ac.id</a> Internet Source	1 %
18	<a href="http://ekonomi.usni.ac.id">ekonomi.usni.ac.id</a> Internet Source	1 %
19	<a href="http://repository.ub.ac.id">repository.ub.ac.id</a> Internet Source	1 %

Exclude quotes

Off

Exclude matches

< 1%

















Exclude bibliography Off

## Lampiran 7 Formulir Pembimbingan Skripsi

























 <b>PODOMORO UNIVERSITY</b>	<b>Formulir Pembimbingan Proyek Akhir dan/atau Skripsi</b>	NO FORMULIR	: FM-UAP/PRD-12-05
		PROGRAM STUDI	: <u>AKUNTANSI</u>
		TANGGAL TERBIT	: 24 <u>AGUSTUS</u> 2016

### FORMULIR PEMBIMBINGAN SKRIPSI

Nama	:	<b>Madeline Widya Sungdinata</b>
NIM	:	<b>12180007</b>
Program Studi	:	<b>Akuntansi</b>
Dosen Pembimbing	:	<b>Dheny Biantara, SE.Ak. MM. QIA. CTA Sri Handayani, S.E, M.Ak.</b>
Tema/Judul	:	<b>Pengaruh Ukuran KAP, Pergantian KAP, Firm Size, dan Leverage Terhadap Kinerja Keuangan</b>

NO	TANGGAL	PEMBAHASAN	TANDA TANGAN	
			DOSEN	MAHASISWA
1	25/03/2021	Revisi Judul dan Outline Proposal Skripsi		
2	13/04/2021	Revisi Bab 1		
3	22/04/2021	Revisi Bab 1		
4	10/05/2021	Revisi Bab 2		
5	20/05/2021	Revisi Bab 2 dan 3		
6	25/05/2021	Revisi Bab 3		
7	29/05/2021	Finalisasi Bab 1-3, Penulisan Daftar Pustaka		
8	02/06/2021	Latihan Presentasi Proposal Skripsi		

	<b>Formulir Pembimbingan Proyek Akhir dan/atau Skripsi</b>	NO FORMULIR	: FM-UAP/PRD-12-05
		PROGRAM STUDI	: <u>AKUNTANSI</u>
		TANGGAL TERBIT	: 24 <u>AGUSTUS</u> 2016

9	05/08/2021	<u>Revisi Bab 1-3</u>		
10	10/09/2021	<u>Pengenalan Konsep Bab 4</u>		
11	22/09/2021	<u>Membuat Data Excel untuk Persiapan Uji SPSS</u>		
12	25/09/2021	<u>Pengerjaan Bab 4 (Uji SPSS)</u>		
13	28/09/2021	<u>Pengerjaan Bab 4 (Transformasi Data pada SPSS)</u>		
14	05/10/2021	<u>Pengerjaan Bab 4, Pengumpulan Data untuk Daftar Pustaka</u>		
15	23/10/2021	<u>Finalisasi Bab 4, Pendalaman Materi Hasil Uji SPSS (bu sri)</u>		
16	26/10/2021	<u>Finalisasi Bab 4 dan Penulisan Bab 5</u>		
17	02/11/2021	<u>Finalisasi Bab 4 dan 5, Revisi Bab 2 dan 3 (bu sri)</u>		
18	09/11/2021	<u>Pendalaman Materi Bab 4 (Sesi Tanya Jawab)</u>		
19	15/11/2021	<u>Pendalaman Materi Bab 4 dan 5 (Sesi Tanya Jawab) (bu sri)</u>		
20	17/11/2021	<u>Revisi Bab 1 (Revisi Latar Belakang Masalah) dan Finishing Keseluruhan Skripsi</u>		

Syarat & Ketentuan:  
Bimbingan skripsi dilakukan min. 8 kali pertemuan