

CHAPTER III

FIELD OBSERVATION SCENARIO

3.1 Storyline Scenario and Message

This storytelling video project will be made in a story telling documentary style - that involves both narrative and interviews. Storyline will be focused on the beauty of Pahawang Island, showing the ecotourism implemented by Andreas Resort, and also ecotourism activities around Pahawang Island for the impact toward the natural environment and local community. However, the direction of the story line will be determined based on the responses from the interview's session. Hence, there is also a scenarion to be used as a guideline during the project.

The first scene will be started at the Small Pahawang scenery along with the locals' daily activities. In the 2nd scene, the authors will be shown both as tourists and interviewers. There will be a conversation between them and the fishermen. Scene 3 to 9 will be pointing at the life of Andreas Resort, the views, underwater scenery, ang the ecotourism cire which is planned to be validated by both parties' perspectives. Subsequently, scene 10 will contain the message from locals to public, proclaiming their desire to keep Pahawang pristine as it is their only source of livelihood

3.2 Field Observation Plan

The field observation will be carried out in two places, the main of Pahawang Island and in Andreas Resort. The first observation will take place on September 2nd - 3rd 2022 in Pahawang Island. Including Pahawang Besar and also Pahawang Kecil. This observation aims to gather information about local activities. During the observation the authors and creative team will stay in a local homestay on Great Pahawang and explore the main part of Pahawang. The authors will also interact with the local community and do interviews with the locals such as fishermen and other parties to gather information.

The second observation will be held from 4 th to 5th November 2022 in Andreas Resort. The authors and creative team will stay in the resort in order to

obtain the best view of Pahawang Island while also gathering the information of ecotourism activities implemented by Andreas Resort by doing an interview with Andreas Resort’s general manager as their representative.

3.3. Field Observation Rundown

The rundown of field observations will be carried out according to the plan below.

Table 3.3. Field Observation Rundown

Date & Time	Activity
2 November 2022 10.00 11.00-18.00	Exploring Pahawang Island early in the morning Arrived at Pahawang Island Film the footage of whole Pahawang Kecil, a little for Pahawang Besar
3 November 2022 08.00-13.00 15.00-16.00 19.00-20.00	Film footage video and scenery shots of Pahawang Besar Explore and filming the local daily life and culture Interview the locals Filming the night ocean
4 November 2022 13.30 15.00- 16.00 17.30-18.30	Eco Tourism Agenda Film footage around Andreas Resort Interview with GM of Andreas Resort Sunset filming
5 November 2022 05.00-06.00 08.00	Filming additional footage and shots for extras Sunrise Filming Additional Footage

3.4. Data Collection

In view of the fact that the observation will be done in a qualitative method, below are the guidelines matrix to help the authors do the interview accordingly.

Table 3.4. Data Collection

Respondent	Data
Andreas Resort Representatives: 1) General Manager 2) Housekeeping Department	<ul style="list-style-type: none"> • Ecotourism in Pahawang Island around Andreas Resort • Activities to support the ecotourism • How the ecotourism applied in Andreas Resort affects the operations and customer's satisfaction
Local 1	<ul style="list-style-type: none"> • Their daily activities to support the ecosystem stay pristine • Ecotourism benefit for local community • Their point of view about mass tourism
Local 2	



3.5. Data Selection Analysis




The data collection will be gathered according to the script and composed qualitatively. Afterwards, the obtained data will be put in order and systematized to be a whole storyline as planned. The data that is not included in the video will be used as back up to validate the project's accuracy.




3.6 Script and Storyboard Creation




Below is the scenario plan of storyboard collection data collection that will be implemented accordingly after the footage collections are gathered.





Table 3.6. Script and Storyboard Creation




SCENE	SEQUENCE	VISUAL	SCRIPT
1 Opening Shot	1		<p>Description: Opening shot from Pahawang Island along with the island introduction by local</p> <p>Camera: Drone Shot</p> <p>Audio: Voice Over, VFX (Suara angin, burung dan laut)</p> <p>Duration: 00.10</p> <p>Transition: Cut to</p>
	2		<p>Description: Fishermen doing their job around the beach.</p> <p>Camera: Still, Medium Shot</p> <p>Audio: Voice Over, VFX (The sound of nets)</p> <p>Duration: 00.05</p> <p>Transition: Cut to</p>



3			<p>Description: Timelapse of the fishermen's activities</p> <p>Camera: Still, Wide Shot</p> <p>Audio: Music</p> <p>Duration: 00.05</p> <p>Transition: Dip to Black</p>
2	1		<p>Description: Drone shot the boat with tourists.</p> <p>Camera: Follow, Wide Shot</p> <p>Audio: VFX The voice of boat</p> <p>Duration: 00.08</p> <p>Transition: Cut to</p>
2			<p>Description: People getting on the boat with the fishermen, while also warming the machine up</p> <p>Camera: Follow, Medium Shot</p> <p>Audio: Ambience, Sound of machine</p> <p>Duration: 00.15</p> <p>Transition: Cut to</p>



3			<p>Description: Interview shot with a local asking about the how the island is doing and their opinion on the island itself.</p> <p>Camera: Still, Medium Shot</p> <p>Audio: Voice Over dari narasumber</p> <p>Duration: 00.30</p> <p>Transition: Cut to</p>
4			<p>Description: Pahawang Island for transition</p> <p>Camera: Track Out, Drone Shot</p> <p>Audio: Music Background</p> <p>Duration: 00.05</p> <p>Transition: Dip to White</p>
3	1		<p>Description: Establish Andreas Resort</p> <p>Camera: Track In, Wide Long Shot</p> <p>Audio: Music Background</p> <p>Duration: 00.04</p> <p>Transition: Cut to</p>




2			<p>Description: Andreas Resort's Board</p> <p>Camera: Still, Medium Shot</p> <p>Audio: Music</p> <p>Duration: 00.03</p> <p>Transition: Cut to</p>
3			<p>Description: Villas in AndreasResort, The scenery around.</p> <p>Camera: Follow, Wide Shot</p> <p>Audio: Music Background</p> <p>Duration: 00.04</p> <p>Transition: Cut to</p>
4			<p>Description: Timelapse of Andreas Resort's view</p> <p>Camera: Still, Wide Shot</p> <p>Audio: Music Background</p> <p>Duration: 00.05</p> <p>Transition: Dip to Black</p>


4	1		<p>Description: The view from Andreas Resort's villa facing the ocean</p> <p>Camera: Track In, Wide Shot</p> <p>Audio: Voice Over</p> <p>Duration: 00.10</p> <p>Transition: Cut to</p>
	2		<p>Description: Interview with the GM of Andreas Resort.</p> <p>Camera: Still, Medium Shot</p> <p>Audio: Voice Over</p> <p>Duration: 01.30</p> <p>Transition: Cut to</p>
	3		<p>Description: The condition of Andreas Resort's villas</p> <p>Camera: Follow, Wide Shot</p> <p>Audio: Voice Over</p> <p>Duration: 00.30</p> <p>Transition: Cut to</p>
	4		<p>Description: Drone shot on top of Andreas Resort showing the business area.</p> <p>Camera: Tracking Shot, Wide Shot</p> <p>Audio: Voice Over</p> <p>Duration: 00.10</p> <p>Transition: Cross Dissolve</p>




5	1		<p>Description: Drone shot on the snorkeling area and the beauty.</p> <p>Camera: Tilt up, Wide Shot</p> <p>Audio: Music Background</p> <p>Duration: 00.10</p> <p>Transition: Cut to</p>
	2		<p>Description: The view of locals and tourist enjoying the snorkeling area.</p> <p>Camera: Follow, Medium Long Shot</p> <p>Audio: Music Background, Ambience</p> <p>Duration: 00.10</p> <p>Transition: Cut to</p>
	3		<p>Description: Island shot upside the snorkeling spot.</p> <p>Camera: Track out, Top Shot</p> <p>Audio: Music Background</p> <p>Duration: 00.08</p> <p>Transition: Cut to</p>



6	1		<p>Description: Tourist activities on jumping to the snorkeling area.</p> <p>Camera: Follow, Medium Shot</p> <p>Audio: Music Background</p> <p>Duration: 00.04</p> <p>Transition: Cut to</p>
	2		<p>Description: Briefing from the dive guide about the prohibition on the diving spot considering the coral reefs preservation and the marine beauty of Pahawang.</p> <p>Camera: Still, Medium Shot</p> <p>Audio: Voice over dari dive guide</p> <p>Duration: 00.30 – 00.45</p> <p>Transition: Cut to</p>




3			<p>Description: Insert from the diving spot and nature's beauty.</p> <p>Camera: Track in, Wide Shot</p> <p>Audio: VO</p> <p>Duration: 00.05</p> <p>Transition: Cut to</p>
7	1		<p>Description: Tourist preparation to dive with the footage of people jump to the water</p> <p>Camera: Follow, Close up, Medium Shot</p> <p>Audio: Music Background</p> <p>Duration: 00.08</p> <p>Transition: Cut to</p>



		 	<p>Description: Underwater shot, together with fishes and coral reefs</p> <p>Camera: Follow, Medium Shot</p> <p>Audio: VO</p> <p>Duration: 00.10</p> <p>Transition: Cut to</p>
			<p>Description: Tourists waving to the camera</p> <p>Camera: TrackOut, Drone Top Shot</p> <p>Audio: Music Background</p> <p>Duration: 00.05</p> <p>Transition: Cut to</p>

8	1		<p>Description: Timelapse from the evening to night at Andreas Resort</p> <p>Camera: Still, Wide Shot</p> <p>Audio: Music Background</p> <p>Duration: 00.05</p> <p>Transition: Dip to Black</p>
	2		<p>Description: Shots from Andreas Resort's habitation to the ocean</p> <p>Camera: Track in, Wide Shot</p> <p>Audio: VO</p> <p>Duration: 00.04</p> <p>Transition: Cut to</p>
	3		<p>Description: Interview with the GM of Andreas Resort.</p> <p>Camera: Still, Medium Shot</p> <p>Audio: VO</p> <p>Duration: 01.00</p> <p>Transition: Cut to</p>

4			<p>Description: Insert shot from the Pahawang and Andreas Resort's Activities</p> <p>Camera: Pan Follow, Close up & Medium shot</p> <p>Audio: VO</p> <p>Duration: 00.15</p> <p>Transition: Cut to</p>
5			<p>Description: Pahawang Island and Andreas Resort from afar.</p> <p>Camera: Track Out, Wide Shot</p> <p>Audio: VO</p> <p>Duration: 00.10</p> <p>Transition: Cut to</p>
9	1		<p>Description: Preparation of going back home from Andreas Resort with tourists and locals.</p> <p>Camera: Still, Medium Shot</p> <p>Audio: Music Background</p> <p>Duration: 00.10</p> <p>Transition: Cut to</p>

2			<p>Description: Andreas Resort's view from the entrance gate.</p> <p>Camera: Track out, Wide Shot</p> <p>Audio: Ambience</p> <p>Duration: 00.07</p> <p>Transition: Cut to</p>
10	1		<p>Description: Local's opinion about Pahawang through interviews.</p> <p>Camera: Still, Medium Shot</p> <p>Audio: VO</p> <p>Duration: 00.30</p> <p>Transition: Cut to</p>

	2		<p>Description: The island's activities along with the locals (children playing around).</p> <p>Camera: Follow, Close up, Wide Shot</p> <p>Audio: VO</p> <p>Duration: 00.10</p> <p>Transition: Cut to</p>
11	1		<p>Description: Tourists and locals saying goodbye to each other.</p> <p>Camera: Wide Shot</p> <p>Audio: Music background, Ambience</p> <p>Duration: 00.05</p> <p>Transition: Cut to</p>
			<p>Description: Local interviews to send messages for tourists who wish to visit Pahawang Island</p> <p>Camera: Still, Medium Shot</p> <p>Audio: VO</p> <p>Duration: 00.45</p> <p>Transition: Cut to</p>

			<p>Description: Inserting the landscape dari from Pahawang Island</p> <p>Camera: Still, Follow, Close up – Medium Shot</p> <p>Audio: VO</p> <p>Duration: 00.15</p> <p>Transition: Cut to</p>
			<p>Description: Pahawang Island closing scenery.</p> <p>Camera: Track out, Wide Shot</p> <p>Audio: Music Background</p> <p>Duration: 00.07</p> <p>Transition: Cross Dissolve</p>

3.7. Filming

Filming will be done according to the arranged storyboard by using professional tools below along with the creative team.

- a) Camera : SONY A7 Mark iii
- b) Lens : Sony 24-105mm F4
Carl Zeiss Planar 50mm F1.4
Sony FE 28mm F2
- c) Drone : DJI Mavic Air 2

- d) Audio : Mic Rode Shotgun
Rode Go Wireless Mark ii
- e) Underwater : Go Pro Hero 7

3.8 Storyline and Filming Result Synchronization

As mentioned in 3.1. Storyline Scenario, the authors understand that the direction of the story will be determined based on the responses of the interviews. Thus, any alterations in the filming result will be synced to suit the project's purposes. Below is the synchronization checklist table.

Table 3.8. Storyline and Filming Synchronization

Scene	Activity	Description	(✓/✗)
1	Introduction	View of Pahawang Island	✓
2	Daily Activity	Tourists start their ecotourism journey on Pahawang Island	✓
8, 10	Ecotourism Activities	Interview with Locals	✓
		Local Activities	✓
		Tourist Attractions	✓
3-9	Conservation Activities	Interview with Resort's Representative	✓
		Conservations areas	✓
		Andreas Resorts scenery	✓
11	Conclusion	Conclude the ecotourism experience	✓

3.9 Editing

To bring the best of video's quality, the editing process will utilize Adobe Premiere Pro CC 2021 Software as cutting tools, Pro Tools as audio mixer, and Davinci Resolve for color grading.

