

## **CHAPTER III**

### **SCENARIO OF FIELD OBSERVATION**

#### **3.1 Storyline Scenario**

The storytelling project will be made with a semi-documentary version. The story will focus on the activities of tourism, culture, superiority, and uniqueness of Pahawang Lampung. The storyline will be supported by the result of interviews with several parties including the Head of Pahawang Village, the Captain, and the natives of Pahawang Village. Therefore, the scenario below will be only used as a starting guide.

Scene 1: Describe the authors' story about activities they will do on their journey from Jakarta – Lampung – Dermaga Ketapang – Pahawang Island.

Scene 2: Explanations of the country of Indonesia's natural wealth and its ecotourism activities. And one of the beautiful wealth is Pahawang Island which is rich in natural underwater beauty.

Scene 3: Explanations about the location of Pahawang Island.

Scene 4: Describe what Pahawang Island has.

Scene 5: Describe the initial implementation of conservation activities as the development of ecotourism, which will be added by a b-roll of activities of ecotourism (such as conservation activities). This scene will be supported by the interview with guards of the snorkeling area about conservation activities for the preservation of the underwater world.

Scene 6: Explains the source of income for the people of Pahawang Island as one of the ecotourism activities.

Scene 7: Explains the implementation that has been carried out by Pahawang Island.

Scene 8: The scene will illustrate the togetherness that is shown by the authors and local residents (eating together), creating a comfortable atmosphere that can be felt by every visiting tourist.

Scene 9: Describe what is available on Pahawang Island/villages for tourists.

Scene 10: Describe how the opinion of the authors about visiting Pahawang Island.

Scene 11: The last scene depicts the hope that Pahawang Island can develop further and reach foreign tourists.

All these scenes will be followed by footage of Pahawang Island and filled with a voice-over about how the authors as tourist respect local residents and cultivate existing tours which have been detailed in sub-chapter 3.6 Preparation of Scripts and Storyboards.

### **3.2 Field Observation Plan**

Field observation was carried out from 23<sup>rd</sup> to 25<sup>th</sup> September 2022 in Pahawang village. The main objective of this field observation is to find the right accommodation and decide the activities to be carried out to be included in the project video. The authors seek information about lodging prices, estimates travel time to Pahawang village from Bandar Lampung by boat, assigns sources, and conducts water sports activities such as snorkeling and island hopping. In addition, this observation was also made to make it easier for the authors to set the right direction or angle in making the video scene.

The second field observation will be conducted from the 28<sup>th</sup> to the 30<sup>th</sup> of October 2022. The authors will collect various materials from Pahawang village, such as information from various sources, take several scenes from Pahawang village, explore marine ecotourism activities in Pahawang village, and take values and messages as the closing of the trip.

### 3.3 Observation Rundown

The following is a rundown of the observation of our shooting activities:

**Table 3.3 Observation Rundown**

Tanggal	Waktu	Aktivitas
28 October 2022	08:00 – 09:30	Film Video Footage in Desa Pahawang
	10:00 – 11:00	Interview Local Resident
	14:00 – 15:00	Interview with the Representative of Desa Pahawang
	15:00 – 17:30	Film Video Footage on Kelagian Kecil Island
	17:45 – 21:00	Back to Pahawang Village n BBQ Footage
29 October 2022	03.45 - 06.00	Film Video Footage of dolphins (including Sunrise view)
	08.00 - 12.00	Snorkeling and Underwater tour (including Filming)
	14.00 - 15.00	Film Video Footage of Andreas Homestay
	15.00 - 17.00	Film Closing Scenes

### 3.4 Data and Information Collection

The authors use the method of interview and observation to strengthen the contents of this report, and the matrix below is data from the scenarios and guidelines for the activities that will take place. Here is the matrix that the authors prepared:

**Table 3.4 Data and information that will be collected**

Respondent	Activities	Necessary Data
The Secretary of Pahawang Island Village	Interview with the main respondent	<ul style="list-style-type: none"> <li>• What is owned by Pahawang Island</li> <li>• Implementation of the Ecotourism system</li> <li>• Ecotourism conservation activities</li> <li>• A short story about an influential tourist named Mr. Ju</li> <li>• How Pahawang Island increase the empowerment of the community</li> </ul>
Local Resident	Interview with local resident	<ul style="list-style-type: none"> <li>• The influence of tourist arrivals on the local communities (Mr. Ju)</li> <li>• Participation of the respondent in the development of the tourist destinations program</li> </ul>

Local Resident from Bandar Lampung	Interview with the boat captain and snorkeling area guards	<ul style="list-style-type: none"> <li>● Participation in protecting the underwater beauty of Pahawang Island</li> <li>● The effect of the developments of tourist destinations program on the interviewees.</li> </ul>
Tourists	Interview with Tourists	<ul style="list-style-type: none"> <li>● Tourists's impressions about the natural beauty of Pahawang</li> <li>● Tourists's messages to tourists in the future</li> </ul>


### 3.5 Selection and Analysis Data







The authors will qualitatively select and analyze all data that the authors have collected. The authors will interview the Pahawang village chief, locals, boat captain, snorkeling area guards, and tourists. The video's material and plot will be based on the data that has been chosen as the primary data, and an appendix will show the interview's results. The other data will be used for journal purposes.







### 3.6 Script and storyboard

The script and storyboard are made in Microsoft Office software and the visual photos are credited by the authors. The scenario that is created will correspond to the script and storyboard.

**Table 3.6 Script and Storyboard**

Scene 1-3. Describe the authors' journey to Pahawang Island, Indonesia's wealth and the location of Pahawang Island		
Sequence	Visual	Script
1		<p><b>Script:</b></p> <p>The illustration of the authors goes to Pahawang Island from Jakarta to Pahawang Island. Supported by the view of the entire island of Pahawang (drone view).</p> <p><b>Voice-over:</b> About Indonesia  <b>Audio:</b> On Cruise Control – Mind server Unlimited  <b>Duration:</b> 00.45  <b>Transition:</b> Cut to</p>

2		<p><b>Script:</b> Acting scenes from the authors' side when going inside Pahawang Island Village. <b>Duration:</b> 00.25 <b>Transition:</b> Fade to Black</p>
3		<p><b>Script:</b> Interpret the image of the authors greeting the Secretary of Pahawang Island, accompanied by clips of interviews with several sources. <b>Duration:</b> 00.25 <b>Transition:</b> Cut to</p>
4		<p><b>Script:</b> Taking scenes from the underwater beauties, supported by the appearance of Nemo. <b>Voice-over:</b> About Pahawang Island <b>Song:</b> The Way of Water – Soundtrack Avatar 2 <b>Duration:</b> 00.40 <b>Transition:</b> Fade out</p>
5		<p><b>Script:</b> Interview with the Secretary of Pahawang Island Village and the local resident about the location and the tourism enhancement of Pahawang Island. <b>Duration:</b> 01.00 <b>Transition:</b> Cut to</p>
<p><b>Scene 4-7.</b> Describe the ecotourism implementation on Pahawang Island</p>		
Sequence	Visual	Script
1		<p><b>Script:</b> The scene of the Pahawang Island view is supported by the authors' voiceover regarding the <b>Voice-over:</b> Introduction of Pahawang Island. <b>Duration:</b> 00.30 <b>Transition:</b> Cut to</p>
2		<p><b>Script:</b> Interview scene with local residents and boat captain about the effect of tourist attractions. <b>Duration:</b> 01.20 <b>Transition:</b> Cut to</p>

		
3		<p><b>Script:</b> This scene describes the ecotourism activities related to marine ecotourism on Pahawang Island, supported by interviews about the residents' participation in the development of tourist destinations. <b>Duration:</b> 01.30 <b>Transition:</b> Cut to</p>
4		<p><b>Script:</b> This scene is supported by the interview scene with the Secretary of Pahawang Island village about the livelihoods of local residents <b>Duration:</b> 01.00 <b>Transition:</b> Cut to</p>
5		<p><b>Script:</b> Video compilation of the authors exploring marine activities, supported by an interview with the boat captain. <b>Song:</b> All night – The Influence <b>Duration:</b> 00.20 <b>Transition:</b> Fade Out</p>
6		<p><b>Script :</b> Conservation activities on the ecosystem of Pahawang Island, supported by interviews with the snorkeling area guards <b>Duration:</b> 00.45 <b>Transition:</b> Fade out</p>
<b>Scene 8-10</b>		
The ambiance of Pulau Pahawang, its accessibility, and tourist opinion		
Sequence	Visual	Script
1		<p><b>Script:</b> Scene of the authors' participation in local residents' activities and conclusions regarding the experience of the authors' visit, as well as footage of tourist attractions and Include voice-over. Supported by an interview result with tourists. <b>Voice-over:</b> About the conclusion and</p>



		<p>message of Pahawang Island  <b>Song:</b> Mengheningkan Cipta – cover by Alffy_Rev  <b>Duration:</b> 01.30  <b>Transition:</b> Fade out</p>
--	---	---

### 3.7 Filming

Film editing will be carried out according to the schedule and plan made by the authors. The shooting and editing process will be aided by a semi-professional videographer who records videos using a DSLR camera. The clip-on microphone will also be used to record the audio of the interview results.

### 3.8 Synchronization of Stories and Video Projects

Related to sub-chapter 3.1. In the Storyline Scenarios, the authors understand the preparation of scenarios in making storylines based on interview respondents obtained from both main and supporting sources. The synchronization of stories and shoots will be listed in the table below.

**Table 3.8 Stories and Video Projects Synchronization**

Scene	Activities	Script	
1	Opening	Describe the authors' story about activities they will do on their journey from Jakarta – Lampung – Dermaga Ketapang – Pahawang Island.	<input checked="" type="checkbox"/>
2	Introduction	Explanations of the country of Indonesia's natural wealth and its ecotourism activities.	<input checked="" type="checkbox"/>
3	Pahawang Island Location	Explanations about the location of Pahawang Island	<input checked="" type="checkbox"/>
4	Pahawang Island	Describe what Pahawang Island has (uniqueness and beauty).	<input checked="" type="checkbox"/>
5	Conservation Activities on Pahawang Island	Describe the initial implementation of conservation activities as the development of ecotourism, which will be added by a b-roll of activities of ecotourism (such as conservation activities). This scene will be supported by the interview with guards of the snorkeling area about conservation activities for the preservation of the underwater world.	<input type="checkbox"/>

6	The activity of the Local Residents and their source of income	Explains the source of income for the people of Pahawang Island as one of the ecotourism activities.	<input checked="" type="checkbox"/>
7	Implementation of conservation activities	Explains the implementation that has been carried out by Pahawang Island.	<input checked="" type="checkbox"/>
8	The ambiance that Pahawang Island gave.	The scene will illustrate the togetherness that is shown by the authors and local residents (eating together), creating a comfortable atmosphere that can be felt by every visiting tourist.	<input type="checkbox"/>
9	Tourists Accessibility	Describe what are the accessibilities on Pahawang Island/villages for tourists.	<input checked="" type="checkbox"/>
10	Authors Opinion	Describe how the opinion of the authorss about visiting Pahawang Island.	<input type="checkbox"/>
11	Conclusion	The last scene depicts the hope that Pahawang Island can develop further and reach foreign tourists.	<input checked="" type="checkbox"/>

### 3.9 Editing

In video editing, the authors will be assisted by a videographer from Lampung named Juan Varian Wiranata. Juan is a film student at Multimedia Nusantara University (UMN) who already has experience in video shooting, directing, and documentation. In this video project, the video editing techniques will adapt to the scenario that has been created and will be added with a voice-over which will be synchronized using Adobe Premiere Pro CC 2020.